











At the Seaside

Look at the pictures of the seaside and spot these geographical features.
Which features are physical and which are human?

 <p>bay</p>	 <p>lighthouse</p>	 <p>caravan site</p>
 <p>fair</p>	 <p>cliff</p>	 <p>harbour</p>
 <p>beach</p>	 <p>sand dune</p>	<p>shingle</p> 
 <p>pier</p>		

Look out for other features you might see at the seaside. Draw in the spare boxes. Label the features with **h** for **human** or **p** for **physical**?

Look at a map of the UK. Look at where we would find seaside towns.
Colour around the UK in blue to show coastlines.
Can you name and locate well known seaside towns on the map





Features of the Seaside

Label the key features of the seaside. Use the word bank to help you.



Word Bank:				
sea	beach	houses	boats	hill
			lighthouse	pier

