

Varied Fluency

Step 1: O'clock and Half Past

National Curriculum Objectives:

Mathematics Year 2: (2M4a) [Tell and write the time to five minutes, including quarter past/to the hour and draw the hands on a clock face to show these times](#)

Mathematics Year 2: (2M4b) [Compare and sequence intervals of time](#)

Differentiation:

Developing Questions to support telling the time to o'clock and half past. Including drawing on minute hands, recognising clocks on the hour or at half past the hour.

Expected Questions to support telling the time to o'clock and half past. Including drawing on minute and hour hands, recognising clocks on the hour or at half past the hour.

Greater Depth Questions to support telling the time to o'clock and half past. Including drawing on minute and hour hands, recognising clocks on the hour or at half past the hour and telling the time when not all numerical hours are shown.

More [Year 2 Time](#) resources.

Did you like this resource? Don't forget to [review](#) it on our website.

O'clock and Half Past


1a. Write the time shown on this clock.
It is ____ past ____.



VF


O'clock and Half Past

1b. Write the time shown on this clock.
It is ____ past ____.



VF

2a. Draw the missing hand on the clock so that it shows the correct time written beneath it.




Half past 3



VF

2b. Draw the missing hand on the clock so that it shows the correct time written beneath it.




2 o'clock



VF

3a. Draw a line to match the clock to the correct written time.



Half past 6


6 o'clock

Half past 5



VF

3b. Match the clock to the correct written time.



Half past 6


6 o'clock

Half past 5




VF

4a. Match the events to the time they are most likely to happen.



School starts




Going home




VF

4b. Match the events to the time they are most likely to happen.



Walk to school



Lunch



VF

O'clock and Half Past


5a. Write the time shown on this clock.



VF


O'clock and Half Past

5b. Write the time shown on this clock.



VF

6a. Draw the missing hands on the clock so that it shows the correct time written beneath it.




Half past 1



VF

6b. Draw the missing hands on the clock so that it shows the correct time written beneath it.



6 o'clock



VF

7a. Draw a line to match the clocks to the correct written time.



Half past 6



6 o'clock

Half past 12



VF

7b. Draw a line to match the clocks to the correct written time.



Half past 9



9 o'clock

9 past 6



VF


8a. Match the times to the things you might do at that time.



Eat lunch

Eat breakfast

Start school



VF

8b. Match the times to the things you might do at that time.



Have dinner

Eat lunch

Go to school

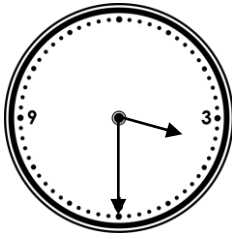


VF

O'clock and Half Past


O'clock and Half Past

9a. Write the time shown on this clock.



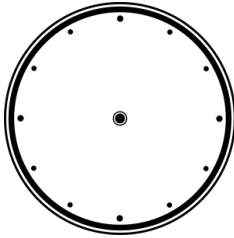
VF

9b. Write the time shown on this clock.



VF

10a. Draw the missing hands on the clock so that it shows the correct time written beneath it.

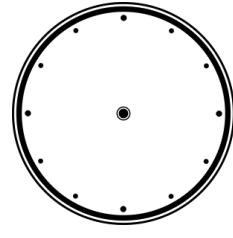


Half past 12



VF

10b. Draw the missing hands on the clock so that it shows the correct time written beneath it.

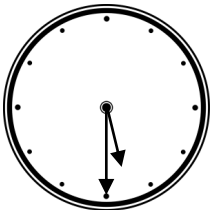


3 o'clock



VF

11a. Draw a line to match the clock to the correct written time.



Half past 6

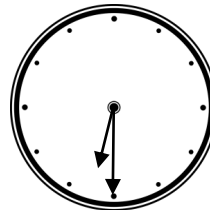
6 o'clock

Half past 5



VF

11b. Draw a line to match the clock to the correct written time.



Half past 6

6 o'clock

Half past 5




VF

12a. Match the words to the clocks.

Going to school

Having lunch

3 o'clock



VF

12b. Match the words to the clocks.

Breakfast

Lunch

Half past 5



VF

Varied Fluency O'clock and Half Past


Developing

1a. **Half Past 1**

2a.



3a.



- Half past 6
- 6 O'clock
- Half past 5

4a.



School starts

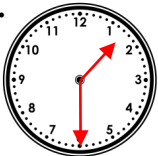


Going home

Expected

5a. **Half Past 6**

6a.



7a.



- Half past 6
- 6 O'clock
- Half past 12

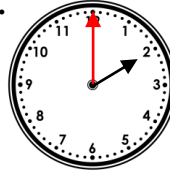


Varied Fluency O'clock and Half Past

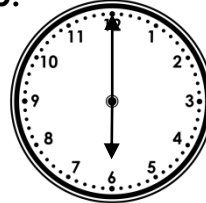
Developing

1b. **Half Past 2**

2b.



3b.



- Half past 6
- 6 O'clock
- Half past 5

4b.



Walk to school

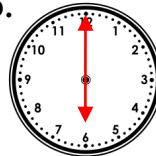


Lunch

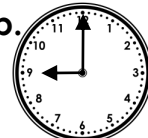
Expected

5b. **Half Past 12**

6b.



7b.

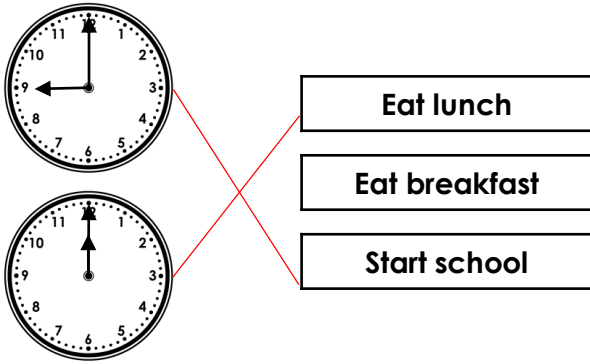


- Half past 9
- 9 o'clock
- 9 past 6



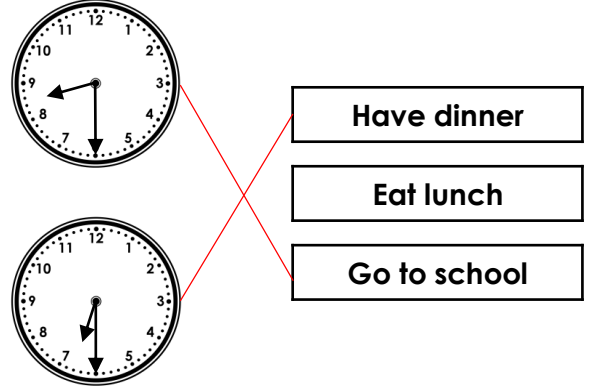
Varied Fluency O'clock and Half Past

8a.



Varied Fluency O'clock and Half Past

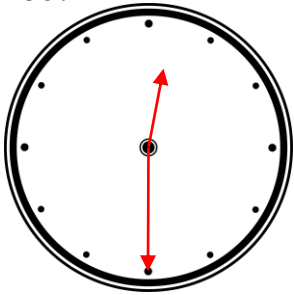
8b.



Greater Depth

9a. **Half past 3**

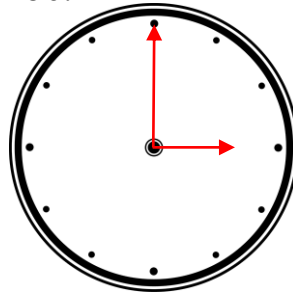
10a.



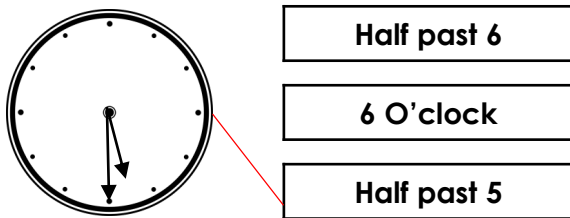
Greater Depth

9b. **Half past 6**

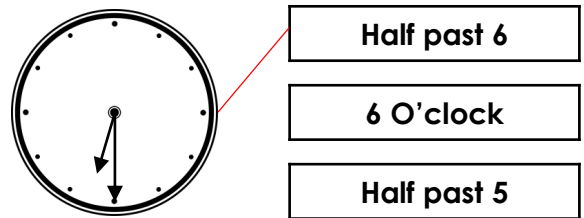
10b.



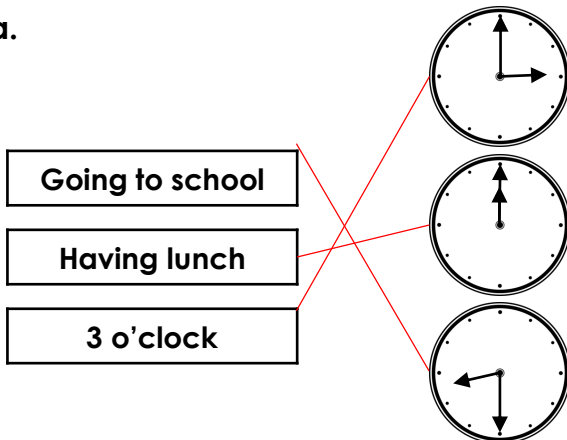
11a.



11b.



12a.



12b.

