

Varied Fluency

Step 2: Quarter Past and Quarter To

National Curriculum Objectives:

Mathematics Year 2: (2M4a) [Tell and write the time to five minutes, including quarter past/to the hour and draw the hands on a clock face to show these times.](#)

Mathematics Year 2: (2M4b) [Compare and sequence intervals of time.](#)

Differentiation:

Developing Questions to support telling the time to Quarter Past and Quarter To. Including drawing on minute hands, recognising clocks at Quarter Past and Quarter To the hour.

Expected Questions to support telling the time to Quarter Past and Quarter To. Including drawing on minute and hour hands, recognising clocks at Quarter Past and Quarter To the hour.

Greater Depth Questions to support telling the time to Quarter Past and Quarter To. Including drawing on minute and hour hands, recognising clocks at Quarter Past and Quarter To the hour and telling the time when not all numerical hours are shown.

More [Year 2 Time](#) resources.

Did you like this resource? Don't forget to [review](#) it on our website.

Quarter Past and Quarter To

1a. Write the time shown on this clock.

It is past .




VF

Quarter Past and Quarter To


1b. Write the time shown on this clock.

It is to .



VF

2a. Draw the missing hand on the clock so that it shows the correct time written beneath it.




Quarter past 3



VF

2b. Draw the missing hand on the clock so that it shows the correct time written beneath it.



Quarter to 6



VF

3a. Draw a line to match the clock to the correct written time.



Quarter past 4


Quarter past 5

Quarter past 6



VF

3b. Draw a line to match the clock to the correct written time.



Quarter to 12

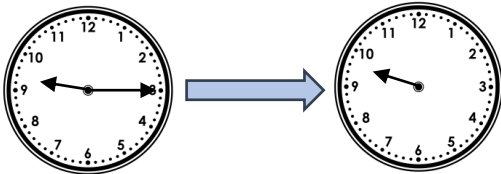
Quarter past 11

Quarter past 12



VF

4a. Draw where the minute hand will be in 15 minutes time (a quarter turn).



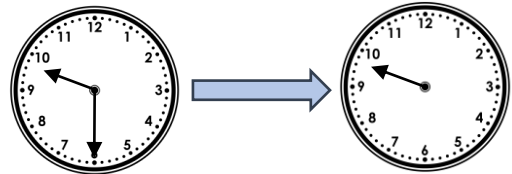
Quarter past 9

Half past 9



VF

4b. Draw where the minute hand will be in 15 minutes time (a quarter turn).



Half past 9


Quarter to 10



VF

Quarter Past and Quarter To


5a. Write the time shown on this clock.



VF


Quarter Past and Quarter To

5b. Write the time shown on this clock.



VF

6a. Draw the missing hands on the clock so that it shows the correct time written beneath it.




Quarter past 12



VF

6b. Draw the missing hands on the clock so that it shows the correct time written beneath it.



Quarter to 11



VF

7a. Draw a line to match the clocks to the correct written time.



Quarter past 6



6 o'clock

Quarter to 6



VF

7b. Draw a line to match the clocks to the correct written time.



Quarter past 9



Quarter to 3

Quarter to 9




VF

8a. Draw where the minute hand will be in 15 minutes time (a quarter turn).



Quarter past 9

Half past 9



Quarter to 9

9 o'clock



VF

8b. Draw where the minute hand will be in 15 minutes time (a quarter turn).



Half past 8

Quarter to 9



9 o'clock

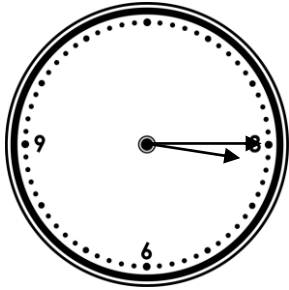
Quarter past 9



VF

Quarter Past and Quarter To

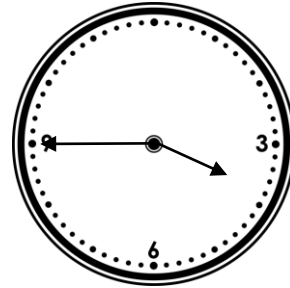
9a. Write the time shown on this clock.



VF

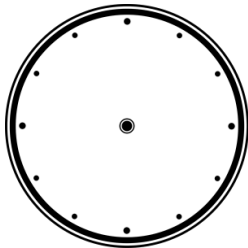
Quarter Past and Quarter To

9b. Write the time shown on this clock.



VF

10a. Draw the missing hands on the clock so that it shows the correct time written beneath it.

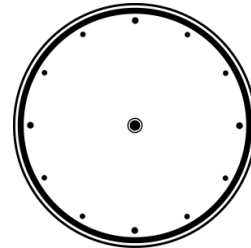


Quarter past 12



VF

10b. Draw the missing hands on the clock so that it shows the correct time written beneath it.

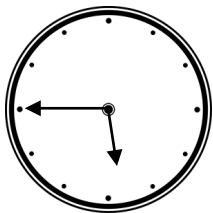


Quarter to 3



VF

11a. Draw a line to match the clock to the correct written time.



Quarter to 7

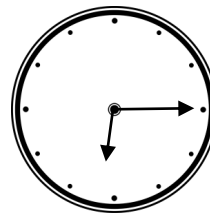
Quarter to 6

Quarter to 5



VF

11b. Draw a line to match the clock to the correct written time.



Quarter past 6

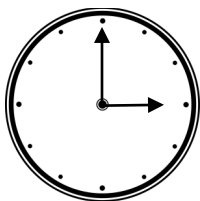
Quarter past 7

Quarter to 7

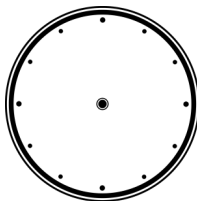


VF

12a. Draw where the hands will be in 15 minutes time (a quarter turn of the minute hand) and write what time it will be.

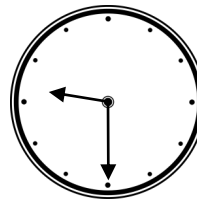


3 o'clock

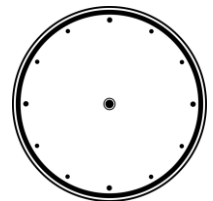


VF

12b. Draw where the hands will be in 15 minutes time (a quarter turn of the minute hand) and write what time it will be.



Half past 9



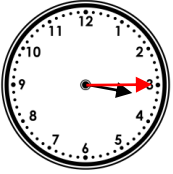
VF

Varied Fluency Quarter Past and Quarter To


Developing

1a. **Quarter Past 1**

2a.



3a.



- Quarter past 4
- Quarter past 5
- Quarter past 6

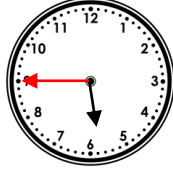
4a.



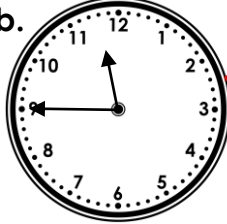
Developing

1b. **Quarter to 3**

2b.



3b.



- Quarter to 12
- Quarter past 11
- Quarter past 12

4b.



Expected

5a. **Quarter Past 6**

6a.



7a.



- Quarter past 6
- 6 o'clock
- Quarter to 6

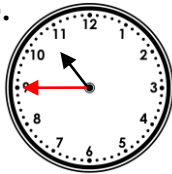
8a.



Expected

5b. **Quarter to 1**

6b.



7b.



- Quarter past 9
- Quarter to 3
- Quarter to 9

8b.



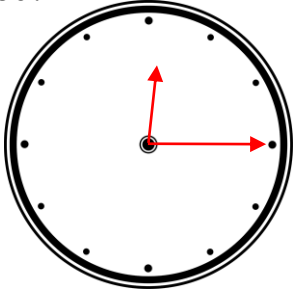
Varied Fluency
Quarter Past and Quarter To

Varied Fluency
Quarter Past and Quarter To

Greater Depth

9a. **Quarter past 3**

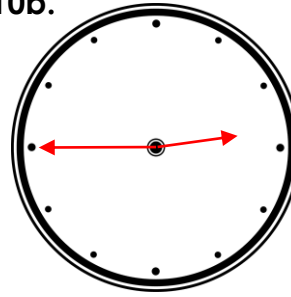
10a.



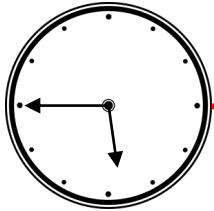
Greater Depth

9b. **Quarter to 4**

10b.



11a.

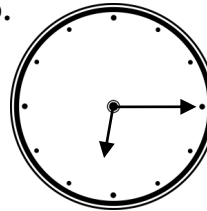


Quarter to 7

Quarter to 6

Quarter to 5

11b.




Quarter past 6

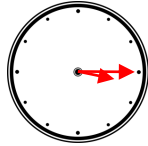
Quarter past 7

Quarter to 7

12a.

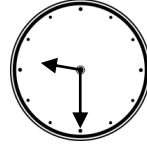


3 o'clock

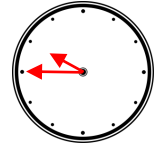


Quarter past 3

12b.



Half past 9



Quarter to 10