

Varied Fluency

Step 3: Telling Time to 5 Minutes

National Curriculum Objectives:

Mathematics Year 2: (2M4a) [Tell and write the time to five minutes, including quarter past/to the hour and draw the hands on a clock face to show these times](#)

Differentiation:

Developing Questions to support telling the time to 5 minutes. Using 5 minute intervals and starting at o'clock, quarter past/to and half past the hour.

Expected Questions to support telling the time to 5 minutes. Using multiple intervals of 5 minutes.

Greater Depth Questions to support telling the time to 5 minutes. Using multiple intervals of 5 minutes and the clock face only has the numbers 12, 3, 6 and 9.

More [Year 2 Time](#) resources.


Did you like this resource? Don't forget to [review](#) it on our website.

Telling Time to 5 Minutes

Telling Time to 5 Minutes

1a. True or false?


The clock shows the time 5 past 3.



VF


1b. True or false?

The clock shows the time 10 to 2.




VF

2a. What is the time?




VF

2b. What is the time?




VF

3a. What is the time 5 minutes after the time shown?



VF


3b. What is the time 5 minutes after the time shown?



VF

4a. Draw the time below on the clock.


15 minutes to 4



VF

4b. Draw the time below on the clock.

15 minutes past 8




VF

Telling Time to 5 Minutes

Telling Time to 5 Minutes

5a. True or false?


The clock shows the time 20 to 6.



VF


5b. True or false?

The clock shows the time 10 past 1.



VF

6a. What is the time?




VF

6b. What is the time?



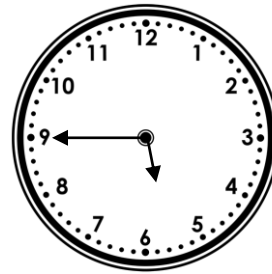
VF

7a. What is the time 10 minutes after the time shown?



VF


7b. What is the time 15 minutes after the time shown?



VF

8a. Draw the time below on the clock.


10 to 7



VF

8b. Draw the time below on the clock.

25 past 6



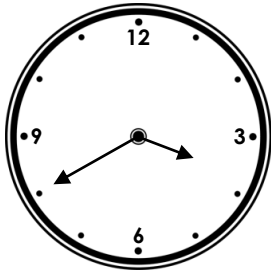
VF

Telling Time to 5 Minutes

Telling Time to 5 Minutes

9a. True or false?


The clock shows the time 25 to 4.



VF


9b. True or false?

The clock shows the time 20 past 7.



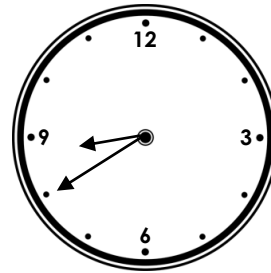
VF

10a. What is the time?




VF

10b. What is the time?




VF

11a. What is the time 25 minutes after the time shown?



VF

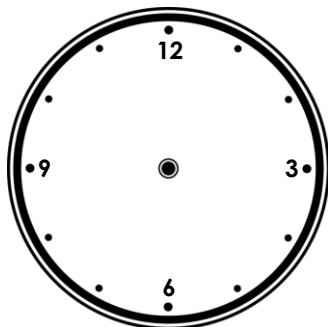
11b. What is the time 20 minutes after the time shown?



VF

12a. Draw the time below on the clock.

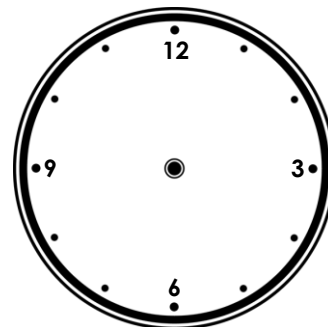
10 to 9



VF

12b. Draw the time below on the clock.

25 past 3

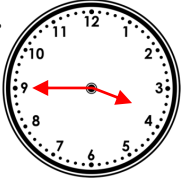


VF

Varied Fluency Telling Time to 5 Minutes

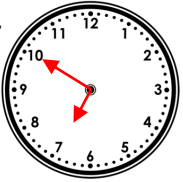
Developing

- 1a. **True**
- 2a. **Quarter past 2 or 15 minutes past 2.**
- 3a. **20 past 11**
- 4a.



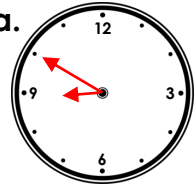
Expected

- 5a. **False, the clock shows the time 20 to 7.**
- 6a. **25 past 4**
- 7a. **20 past 1**
- 8a.



Greater Depth

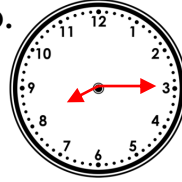
- 9a. **False, the clock shows the time 20 to 4.**
- 10a. **5 past 10**
- 11a. **Quarter to 6**
- 12a.



Varied Fluency Telling Time to 5 Minutes

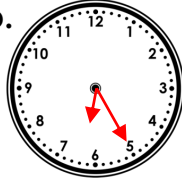
Developing

- 1b. **True**
- 2b. **Half past 7 or 30 minutes past 7.**
- 3b. **10 to 5**
- 4b.



Expected

- 5b. **False, the clock shows the time 5 past 10.**
- 6b. **5 to 9**
- 7b. **6 o'clock**
- 8b.



Greater Depth

- 9b. **False, the clock shows the time 20 past 6.**
- 10b. **20 to 9**
- 11b. **Quarter past 1**
- 12b.

