

LIFE/work balance

# CLASSROOM *Secrets*

## #LIFEworkbalance

We have started a #LIFEworkbalance campaign and we need your help to complete our LIFE/work balance survey.

We hope to publish the results soon, so please give 15 minutes of your time to help us get a true picture of school life.

Want to be a part of this campaign? Take the [survey](#) on our website and share it with your colleagues!

## Year 1 – Summer Block 6 – Time – Before and After

### Teaching Note:

VF3 requires specific answers to your school. You may want to fill this out prior to the lesson.

### About This Resource:

This PowerPoint has been designed to support your teaching of this small step. It includes a starter activity and an example of each question from the Varied Fluency and Reasoning and Problem Solving resources also provided in this pack. You can choose to work through all examples provided or a selection of them depending on the needs of your class.

### National Curriculum Objectives:

Mathematics Year 1: (1M4b) [Sequence events in chronological order using language \[for example, before and after, next, first, today, yesterday, tomorrow, morning, afternoon and evening\]](#)

More [Year 1 Time](#) resources.

Did you like this resource? Don't forget to [review](#) it on our website.

# Step 1: Before and After

## Introduction

Look at the picture.



What could have happened before?  
What could have happened after?

## Introduction

Look at the picture.



What could have happened before?

**Various possible answers; for example: The man in the background threw his banana peel on the floor.**

What could have happened after?

**Various possible answers; for example: The man who threw his peel apologises and helps pick up the papers.**

Varied Fluency 1

Which of these usually happens before school?



**bath time**



**brush teeth**



**breakfast**

Varied Fluency 1

Which of these usually happens before school?



bath time



brush teeth



breakfast

## Varied Fluency 2

Use the words before and after to describe the pictures below.





## Varied Fluency 2

Use the words before and after to describe the pictures below.



Before the mouse ate it, there was a full block of cheese.

After the mouse ate it, there was a hole in the cheese.

## Varied Fluency 3

**Draw something you do at each time of the day.**

before break	at break	after break

### Varied Fluency 3

**Draw something you do at each time of the day.**

before break	at break	after break
<p><b>go to the toilet</b> <b>reading</b> <b>English</b></p>	<p><b>football</b> <b>skipping</b> <b>play with friends</b></p>	<p><b>milk</b> <b>assembly</b> <b>Maths</b></p>

**Various possible answers; see examples above.**

## Varied Fluency 4

Draw a line from each label to the correct picture. Now use the label to describe the pictures.

first

then

finally



## Varied Fluency 4

Draw a line from each label to the correct picture. Now use the label to describe the pictures.

first

then




finally



First turn on the tap, then take some soap, finally dry your hands.


## Problem Solving 1

Faith is drawing a picture. Use the words 'first', 'then' and 'finally' to describe her drawing.



## Problem Solving 1

Faith is drawing a picture. Use the words 'first', 'then' and 'finally' to describe her drawing.



First, Faith draws the robots head. Then, she draws the body. Finally, she draws the legs and colours it in.

## Problem Solving 2

Complete the sentence using one of the words below. Write all possible answers.

before

then

first

I brush my teeth \_\_\_\_\_ I put my pyjamas on.



## Problem Solving 2

Complete the sentence using one of the words below. Write all possible answers.

before

then

first

I brush my teeth before I put my pyjamas on.

I brush my teeth then I put my pyjamas on.

## Reasoning 1

Look at the picture.



The tallest pirate will be on the ship before the smallest.



Ben

Is Ben correct?  
How do you know?

## Reasoning 1

Look at the picture.



The tallest pirate will be on the ship before the smallest.



Ben

Is Ben correct?

How do you know?

Ben is incorrect ...

## Reasoning 1

Look at the picture.



The tallest pirate will be on the ship before the smallest.



Ben

Is Ben correct?

How do you know?

**Ben is incorrect. The tallest pirate will be last on the ship because he is at the back of the queue. The smallest pirate will get on before the tallest.**