

Varied Fluency

Step 3: Time to the Hour

National Curriculum Objectives:

Mathematics Year 1: (1M4a) [Tell the time to the hour and half past the hour and draw the hands on a clock face to show these times](#)

Differentiation:

Developing Questions to support telling the time to the hour. Using numbers only.

Expected Questions to support telling the time to the hour. Using numbers and words.

Greater Depth Questions to support telling the time to the hour on clocks with missing digits. Using numbers and words.


More [Year 1 Time](#) resources.

Did you like this resource? Don't forget to [review](#) it on our website.


Time to the Hour

Time to the Hour

1a. Which clock shows 2 o'clock?



Clock A




Clock B



VF

1b. Which clock shows 4 o'clock?



Clock A



Clock B





VF

2a. Write the time shown on the clocks.

_____ o'clock.

_____ o'clock.




VF

2b. Write the time shown on the clocks.


_____ o'clock.

_____ o'clock.



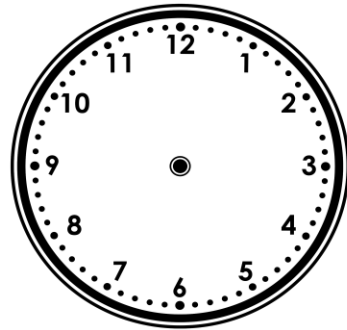
VF

3a. Draw the hands to show 5 o'clock.




VF

3b. Draw the hands to show 7 o'clock.




VF

4a. True or false? The time is 6 o'clock.



VF



4b. True or false? The time is 4 o'clock.



VF

Time to the Hour

5a. Which clock shows 9 o'clock?



Clock A

Clock B


Clock C



VF

Time to the Hour

5b. Which clock shows 6 o'clock?



Clock A


Clock B

Clock C





VF

6a. Write the time shown on each clock in words.




VF

6b. Write the time shown on each clock in words.




VF

7a. Draw the hands to show 10 o'clock.




VF

7b. Draw the hands to show two o'clock.




VF

8a. True or false? The time is six o'clock.



VF


8b. True or false? The time is 11 o'clock.




VF

Time to the Hour

9a. Which clock shows eight o'clock?



Clock A



Clock B



Clock C




VF

Time to the Hour

9b. Which clock shows five o'clock?



Clock A



Clock B





Clock C





VF

10a. Write the time shown on each clock in words.



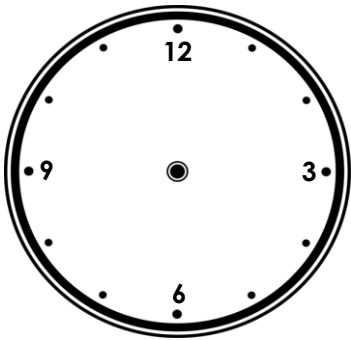
VF

10b. Write the time shown on each clock in words.



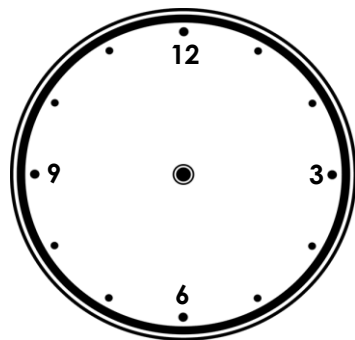
VF

11a. Draw the hands to show eleven o'clock.




VF

11b. Draw the hands to show 1 o'clock.



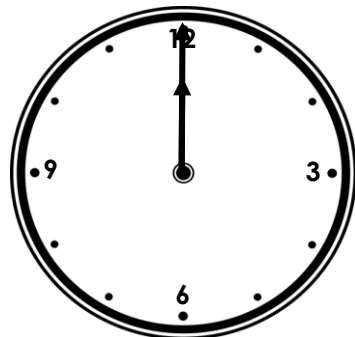
VF

12a. True or false? The time is 8 o'clock.



VF

12b. True or false? The time is twelve o'clock.



VF

Varied Fluency Time to the Hour

Developing

- 1a. **Clock B**
- 2a. **2 o'clock; 9 o'clock**
- 3a. **Hands drawn with the hour hand at 5 and the minute hand at 12.**
- 4a. **True**

Expected

- 5a. **Clock B**
- 6a. **One o'clock; three o'clock**
- 7a. **Hands drawn with the hour hand at 10 and the minute hand at 12.**
- 8a. **False, the clock shows 10 o'clock.**

Greater Depth

- 9a. **Clock C**
- 10a. **Four o'clock; twelve o'clock**
- 11a. **Hands drawn with the hour hand at 11 and the minute hand at 12.**
- 12a. **False, the clock shows 7 o'clock.**

Varied Fluency Time to the Hour

Developing

- 1b. **Clock A**
- 2b. **10 o'clock; 3 o'clock**
- 3b. **Hands drawn with the hour hand at 7 and the minute hand at 12.**
- 4b. **False, the clock shows 5 o'clock.**

Expected

- 5b. **Clock C**
- 6b. **Two o'clock; seven o'clock**
- 7b. **Hands drawn with the hour hand at 2 and the minute hand at 12.**
- 8b. **True**

Greater Depth

- 9b. **Clock C**
- 10b. **Ten o'clock; two o'clock**
- 11b. **Hands drawn with the hour hand at 1 and the minute hand at 12.**
- 12b. **True**