

LIFE/work balance

CLASSROOM *Secrets*

#LIFEworkbalance

We have started a #LIFEworkbalance campaign and we need your help to complete our LIFE/work balance survey.

We hope to publish the results soon, so please give 15 minutes of your time to help us get a true picture of school life.

Want to be a part of this campaign? Take the [survey](#) on our website and share it with your colleagues!

Year 1 – Summer Block 6 – Time – Time to the Hour

About This Resource:

This PowerPoint has been designed to support your teaching of this small step. It includes a starter activity and an example of each question from the Varied Fluency and Reasoning and Problem Solving resources also provided in this pack. You can choose to work through all examples provided or a selection of them depending on the needs of your class.

National Curriculum Objectives:

Mathematics Year 1: (1M4a) [Tell the time to the hour and half past the hour and draw the hands on a clock face to show these times](#)


More [Year 1 Time](#) resources.

Did you like this resource? Don't forget to [review](#) it on our website.

Step 3: Time to the Hour

Introduction


The numbers have fallen off the clock face.
Can you put them back in the correct place?



What time is it? How do you know?

Introduction

The numbers have fallen off the clock face.
Position the numbers correctly.




What time is it? How do you know?

It is 5 o'clock.


The minute hand is pointing to 12 and the hour hand is pointing to 5.

Varied Fluency 1

Which clock shows 7 o'clock?



Clock A



Clock B



Clock C

Varied Fluency 1

Which clock shows 7 o'clock?



Clock A



Clock B



Clock C

Varied Fluency 2

Write the time shown on each clock in words.




Varied Fluency 2

Write the time shown on each clock in words.




ten o'clock



eight o'clock


Varied Fluency 3

Draw the hands to show eight o'clock.




Varied Fluency 3

Draw the hands to show eight o'clock.




Varied Fluency 4

True or false? The time is six o'clock.



Varied Fluency 4

True or false? The time is six o'clock.



True

Reasoning 1

Two children show nine o'clock on a clock.



Chloe



Ryan



Who is correct? Explain how you know.

Reasoning 1

Two children show nine o'clock on a clock.



Chloe



Ryan



Who is correct? Explain how you know.

Chloe is correct because...

Reasoning 1

Two children show nine o'clock on a clock.



Chloe



Ryan



Who is correct? Explain how you know.

Chloe is correct because the hour hand is pointing to 9 and the minute hand is pointing to 12. Ryan is incorrect because the hands are the wrong way round.

Problem Solving 1

Match two pairs to find the odd one out.

two o'clock

ten o'clock



Problem Solving 1

Match two pairs to find the odd one out.

two o'clock



ten o'clock



Problem Solving 2

Add the hands to each clock and write the time in words to complete the pattern.



____ o'clock



seven
o'clock



6 _____

Problem Solving 2

Add the hands to each clock and write the time in words to complete the pattern.



8 o'clock



seven
o'clock



6 o'clock