

# Varied Fluency

## Step 1: Make Tally Charts

### National Curriculum Objectives:

Mathematics Year 2: (2S1) [Interpret and construct simple pictograms, tally charts, block diagrams and simple tables](#)

Mathematics Year 2: (2S2a) [Ask and answer simple questions by counting the number of objects in each category and sorting the categories by quantity](#)

Mathematics Year 2: (2S2b) [Ask and answer questions about totalling and comparing categorical data](#)

### Differentiation:

**Developing** Questions to support constructing and interpreting tally charts using tallies up to 15 and where questions refer to totalling.

**Expected** Questions to support constructing and interpreting tally charts using tallies up to 30 and where questions refer to totalling.

**Greater Depth** Questions to support constructing and interpreting tally charts using tallies up to 30 and where questions refer to totalling, comparing, and using given data to find missing information.

More [Year 2 Statistics](#) resources.

Did you like this resource? Don't forget to [review](#) it on our website.

## Make Tally Charts

1a. Match the tallies to their totals.

A. 

5

B. 

12

C. 

9

D. 

3



VF

## Make Tally Charts

1b. Match the tallies to their totals.

A. 

13

B. 

4

C. 

10

D. 

8



VF

2a. Complete the tally to match the totals.

Animals	Tally	Total
Cow		11
Hen		6
Pig		14



VF




2b. Complete the tally to match the totals.

Colours	Tally	Total
Pink		7
Red		2
Green		15



VF




3a. Complete the totals to match the tallies.

Pets	Tally	Total
Dog		
Cat		
Fish		



VF

3b. Complete the totals to match the tallies.

Birds	Tally	Total
Crow		
Robin		
Jay		



VF

4a. Beth counted traffic on her street. She saw 15 cars, 7 buses and 4 motorbikes.

Traffic	Tally
Cars	
Buses	
Motorbikes	

Complete the tally chart.



VF

4b. Raj counted animals at the zoo. He saw 14 monkeys, 11 lions and 6 tigers.

Zoo Animals	Tally
Monkey	
Lion	
Tiger	





Complete the tally chart.



VF

## Make Tally Charts

5a. Match the tallies to their totals.





A. 	21
B. 	13
C. 	7
D. 	19



VF

## Make Tally Charts

5b. Match the tallies to their totals.

A. 	5
B. 	26
C. 	14
D. 	9



VF

6a. Complete the tally to match the totals.

Meals	Tally	Total
Pie		24
Pizza		12
Curry		15
Wraps		6



VF

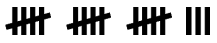



6b. Complete the tally to match the totals.

Toys	Tally	Total
Doll		4
Car		23
Robot		11
Train		17



VF





7a. Complete the totals to match the tallies and order the fruits from most to least popular.

Fruit	Tally	Total
Apple		
Pear		
Plum		
Banana		



VF

7b. Complete the totals to match the tallies and order the sports from least to most popular.

Sports	Tally	Total
Football		
Tennis		
Rugby		
Hockey		



VF

8a. Sam did a bug hunt in his garden. He saw 9 worms, 5 beetles, 23 ladybirds and 17 spiders.

Bugs	Tally	Total
Worm		
Spider		
Beetle		
Ladybird		

Complete the tally chart.



VF

8b. Malikah did a survey of favourite cakes. 24 liked chocolate, 13 liked lemon, 6 liked coffee and 21 liked cherry.

Cakes	Tally	Total
Chocolate		
Lemon		
Coffee		
Cherry		


Complete the tally chart.





VF

## Make Tally Charts

9a. Match the tallies to their totals.  
Complete the missing tally and total.

A.  23

B. 

C.  27


D.  30




VF


## Make Tally Charts

9b. Match the tallies to their totals.  
Complete the missing tally and total.

A.  28

B.  19

C. 

D.  24



VF

10a. Complete the tallies and totals.  
70 children voted altogether.

Ice-cream	Tally	Total
Vanilla		
Mint		18
Chocolate		22
Caramel		21



VF

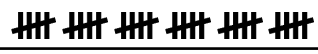
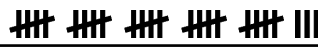

10b. Complete the tallies and totals.  
76 children voted altogether.

Name	Tally	Total
Ben		16
Ann		13
Syd		27
Kem		



VF

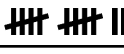


11a. Complete the totals to match the tallies and order the totals from highest to lowest, making Winter the least popular.

Seasons	Tally	Total
Spring		
Summer		
Autumn		
Winter		



VF

11b. Complete the tally chart and order the totals from highest to lowest making May the second popular month.

Months	Tally	Total
April		
May		
June		
July		



VF

12a. Tom counted 77 trees in the park. He saw 16 beech, 24 ash, 26 birch trees and the rest were oak trees.



Complete the tally chart.



VF

12b. Uma asked 60 children their favourite sport. 21 chose swimming, 24 chose football, 12 chose cycling and the rest chose running.



Complete the tally chart.



VF

## Varied Fluency Make Tally Charts

### Developing

1a. A = 9; B = 3; C = 5; D = 12

2a.

Animals	Tally	Total
Cow		11
Hen		6
Pig		14

3a. Dog = 8; Cat = 15; Fish = 4

4a.

Traffic	Tally
Cars	
Buses	
Motorbikes	

### Expected

5a. A = 19; B = 21; C = 13; D = 7

6a.

Meals	Tally	Total
Pie		24
Pizza		12
Curry		15
Wraps		6

7a. Banana = 25; Apple = 18;  
Pear = 14; Plum = 8

8a.

Bugs	Tally	Total
Worm		9
Spider		17
Beetle		5
Ladybird		23

### Greater Depth

9a. A = 23; B = 30; C = 17;

D = |||| |||| |||| |||| || 27

10a.

Ice-cream	Tally	Total
Vanilla		9
Mint		18
Chocolate		22
Caramel		21

## Varied Fluency Make Tally Charts

### Developing

1b. A = 10; B = 13; C = 8; D = 4

2b.

Colours	Tally	Total
Pink		7
Red		2
Green		15

3b. Crow = 9; Robin = 12; Jay = 5

4b.

Zoo Animals	Tally
Monkey	
Lion	
Tiger	

### Expected

5b. A = 9; B = 14; C = 5; D = 26

6b.

Meals	Tally	Total
Doll		4
Car		23
Robot		11
Train		17

7b. Football = 10; Rugby = 13;  
Hockey = 16; Tennis = 27

8b.

Cakes	Tally	Total
Chocolate		24
Lemon		13
Coffee		6
Cherry		21

### Greater Depth

9b. A = 19; B = |||| |||| |||| |||| |||| || 28;  
C = 24; D = 29

10b.

Name	Tally	Total
Ben		16
Ann		13
Syd		27
Kem		20

## Varied Fluency Make Tally Charts

### Greater Depth

11a. Spring = 30; Summer = 28;  
Autumn = 23; Winter = a number below 23

12a.

Trees	Tally	Total
Beech		16
Ash		24
Birch		26
Oak		11

## Varied Fluency Make Tally Charts

### Greater Depth

11b. June = 26; May = a number between 22 and 25; July = 21; April = 12

12b.

Sports	Tally	Total
Swimming		21
Football		24
Cycling		12
Running		3